

Lynn University

SPIRAL

Graduate Student Theses, Dissertations, and
Portfolios

Theses, Dissertations, and Portfolios
Collections

12-11-2018

Sarah Alharbi's Digital Media Portfolio

Sarah Alharbi
Lynn University

Follow this and additional works at: <https://spiral.lynn.edu/etds>

Recommended Citation

Alharbi, S. (2018). *Sarah Alharbi's digital media portfolio* [Master's portfolio, Lynn University]. SPIRAL. <https://spiral.lynn.edu/etds/320>

This Portfolio is brought to you for free and open access by the Theses, Dissertations, and Portfolios Collections at SPIRAL. It has been accepted for inclusion in Graduate Student Theses, Dissertations, and Portfolios by an authorized administrator of SPIRAL. For more information, please contact liadarola@lynn.edu.

FINAL PORTFOLIO

M.S in Communication and Media

SARAH ALHARBI

LYNN UNIVERSITY

Artist Statement

- Being international student, diversity influences on how I see things. Whenever I think of an idea, I like putting it into perspective, visualize it and think about the cool colors that can put it into live then start drawing. Being a family woman, my son is my inspiration and this gives me the strength to confront any challenge head on. My government too influences me. It strongly supports me which makes me happy and provides me with the opportunity to do more. My roots from a desert area have also contributed to my art. I always believe that when we view things in nature it is actually what we get in return.
- I use art to express my connection with where I come from which I consider it my true source of inspiration. I have learned that there are different ways to approach the subject of nature in art. Normally, art opens up my eyes to the intimacy and beauty of the natural world. I believe that art can serve not only as an object of beauty but also to address challenging global issues .

GVC 530
AESTHETIC OF DIGITAL
PHOTOGRAPHY

Digital photography class was the base of digital media program. When it comes to capturing, taking a photo for my kids best expression and making contact with people was enjoyable task to learn from. I worked on Landscape has straighten my skills to deal with nature and choose the best write technique and composition.







Kiehl's
SINCE 1851
**MIDNIGHT
RECOVERY
CONCENTRATE**

*A Replenishing Elixir
of Pure Essential Oils and
Distilled Botanicals to
Visibly Restore the Appearance
of Skin by Morning*

1.0 fl oz. - 30 ml



VITAL

Anti-Aging
Paraben Free

C

Vitamin C

Skin care

Super Anti-Oxidant

BRIGHTENING FACE SERUM

Clinical Formula

1.0 fl oz. /29.57 mL



VICHY
LABORATOIRES

IDÉAL SOLEIL
60
SUNSCREEN

Soft Sheer Lotion
BROAD SPECTRUM SPF 60

Protection from UVA/UVB Rays
+ Free Radical Damage
WATER RESISTANT (60 MINUTES)
FOR SENSITIVE SKIN
ADULTS AND CHILDREN

Oil-free • Allergo-Tested • Fragrance-Free



50 FL. OZ.

150 ml








GVC 535

Drawing and Design Theory and
Practice

In this class I learned how I devise and implement creative strategies with regards to creating design from observation and from the imagination. Also, I am understanding of composition, layout, color and design. I have a source of inspiration plays a big role in implementation of the art style.











GVC 575

IMAGEMAKING AS EXPRESSION

In This class added more value to what I learned in the photography class in terms of creativity. The use of illustrator tools was incorporated to create visually appealing photos.

Image making class was a combination of visual elements and vibrant effects.

ALL



That

Glitters


Is

Not

GOLD








GVC 580
ANIMATION AND MOTION
GRAPHICS

I had opportunity to learn to integrate, manipulate, temporal, compositional, chromatic as well as text and audio across a nonlinear timeline to generate content for video, interactive installations. The importance of creating a story has been developed to learn new animating skills. My work depicts some of my family cartoon.



GVC 585

AESTHETIC/PRACTICE OF 3D
ANIMATION

This course helped to broaden my understanding of the theories and practice of digital animation and design. I learned modeling, animation, texturing, lighting, rendering, rigging and dynamics, gaining familiarity with an animation production pipeline. However, working on Maya required extra time to understand its basic tools. So it was a challenge to me. Aside from its difficulty, this course allowed me to see the aesthetic of animating.

Thank You