

Lynn University

SPIRAL

Graduate Student Theses, Dissertations, and
Portfolios

Theses, Dissertations, and Portfolios
Collections

1-2019

Christian Allen's Digital Media Portfolio

Christian Allen
Lynn University

Follow this and additional works at: <https://spiral.lynn.edu/etds>

Recommended Citation

Allen, C. (2019). *Christian Allen's digital media portfolio* [Master's portfolio, Lynn University]. SPIRAL. <https://spiral.lynn.edu/etds/317>

This Portfolio is brought to you for free and open access by the Theses, Dissertations, and Portfolios Collections at SPIRAL. It has been accepted for inclusion in Graduate Student Theses, Dissertations, and Portfolios by an authorized administrator of SPIRAL. For more information, please contact liadarola@lynn.edu.



CHRISTIAN ALLEN'S

DIGITAL MEDIA PORTFOLIO

ARTIST STATEMENT

I see my artwork as a voice, an aesthetic, and a vision of how I experience the world. We all have different views and experiences within our life time and I chose this work to share my experience with others through my lens.

My artwork does not focus on one topic or theme but on relevant issues in our society and for aesthetic appeal. It is a form of expression and creativity. What is presented in my portfolio is a mixture of photographs, drawings, and motion graphic compositions that portray sources of the abstract, imagination, beauty, personal experiences, social issues, and reality. Elements of color, line, value, contrast, and shapes all play an important role in the art displayed. It is these elements, as well as the make up of others, that aid in telling the narrative or image portrayed.

I must say, it is the fragments of the world that inspire me to create. There are so many pieces to the puzzle of life and so many experiences that one can not manage to speak on at once. It is also these experiences that evokes emotion and engagement so that people around the world can enjoy, embrace, experience and feel something from another individual's perspective.

Art is meant to be thought provoking, original, entertaining, emotionally appealing, and fun to examine. One never knows the end result of the aesthetic concept in their mind but there is always a bigger picture. In my case, the bigger picture is to inspire others around me through the work that I construct as I'm inspired by them. The bigger picture is to always develop a composition that may seem meaningless and show the beauty in its counterparts. It is the simple attributes of an object, place, or person that makes the art work speak volumes.

My goal as an artist is to always shed light on that which is inadequate and show it's relevance. My artwork is an extension of me; it is my way of expression, it is the way I perceive visually with my mind. Now some of my work shown here is a first attempt but my goal is to continue to grow and learn as I move forward.

AESTHETICS OF DIGITAL PHOTOGRAPHY

- While taking the Aesthetics of Digital Photography course I learned how to manually adjust the functions on the camera. Some of the functions consisted of the aperture (brightness), exposure (light or dark) and ISO (sensitivity to light). In addition, we used adobe photoshop and adobe camera raw to edit and improve the photos.
- We also examined the landscape, portrait, and fashion genres of photography. So learning how to manually control how I capture the composition of a subject or location helped me in executing the assignments.































DANGER
ALLIGATORS
AND SNAKES
IN AREA
STAY AWAY
FROM THE WATER
DO NOT FEED
THE WILDLIFE



IMAGE MAKING AS EXPRESSION

- In this course, I learned how to create photographs that portrayed a message. This was my first time ever capturing images raw which allows me to manipulate my images with out loosing data if I ever wanted to come back and refine the image again. We focused on lighting, ways to construct the composition, and creative ways to edit my photos without over editing (meaning over intensifying how the photo looks).
- I learned the purpose of editing photos is to alter a dull photo to a natural yet high quality photo. The assignments executed in this course covered capturing images concept, color, and landscape.





THE GREAT AMERICAN WATER
—AND WHY IT'S SO IMPORTANT—
RICHARD L. ROYCE

MACROECONOMICS
OLIVIER BLANCHARD


GOD'S GAME PLAN
SHOCKED BY THE BIBLE
Body LIFE
100 POUNDS of ATTITUDE
STAND STRONG
JUDY JACOBS

ONE YARD SHORT
DICK LESTER




































DRAWING & DESIGN THEORY & PRACTICE


- This class allowed me to focus on the fundamentals of drawing. We took a look at the use of lines, shapes, color, value, and shading. I utilized photoshop towards the end of the course to construct my media distraction drawing where I incorporated tools that allowed me to digitally color and shade the scenes within the composition.
- Everything learned allowed me to enhance the narrative displayed.











3D ANIMATION

- In 3D Animation, I learned how to construct a 3D model of an object by using a blueprint or drawing of that model in Maya. The software allowed me to bring the Ship portrayed in this portfolio to life by adding texture to the model and details that you would normally see in real life. The steps of fulfilling this assignment consisted of modeling, Animation, texturing, lighting, rigging and dynamics and rendering.




ANIMATION AND MOTION GRAPHICS

- In Animation & Motion Graphics, I learned how to construct cinematography using Adobe after effect. The course taught me how to take a video and make it into an image with a never ending loop. You may also know these as GIFs. In addition, I gained skills with creating motion graphics. Being able to take simple shapes and texts and manipulating them to move the way you want them to.
- The motion graphics portrayed here were created with children in mind as the audience.







THANK YOU SO MUCH LYNN UNIVERSITY
FOR EDUCATIONAL GROWTH!